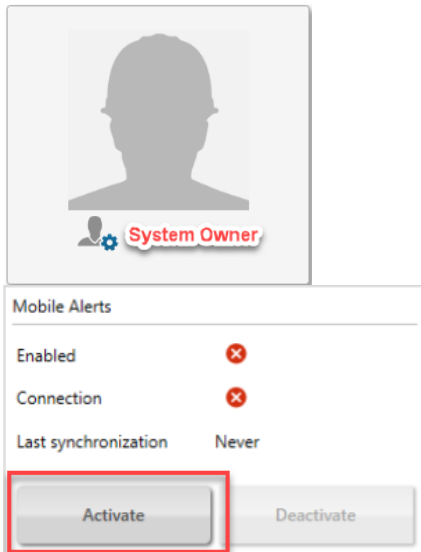


## USTER® MOBILE ALERTS – Guia fácil

A ligação entre o USTER® MOBILE ALERTS e o USTER® QUALITY EXPERT é obrigatória

Como activar o USTER® MOBILE ALERTS no seu sistema USTER® QUALITY EXPERT



1. Login como “System Owner”

2. Ir para: System->General Settings->Mobile Alerts->Activate

3. Leia o “Conditions of Use” introduza o seu endereço de e-mail e confirme a sua entrada

4. Clique no botão "Guardar" para confirmar as suas alterações

### USTER® MOBILE ALERTS: Conditions of Use

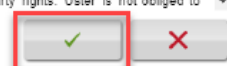
Version 1.3

Please read these Conditions of Use (Conditions) carefully before activating and using USTER® MOBILE ALERTS. You, the Customer, are required to accept the Conditions in order to use USTER® MOBILE ALERTS.

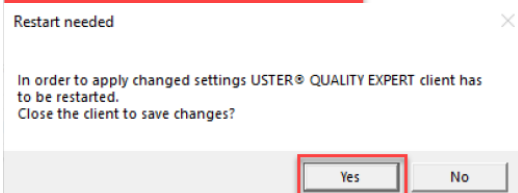
Uster Technologies AG, Sonnenbergstrasse 10, CH-8610 Uster, Switzerland (Uster) is the provider of USTER® QUALITY EXPERT (Uster Quality Expert), which is the Quality Management Platform for advanced process optimization across yarn manufacturing processes. Customer is a user of Uster Quality Expert. Uster is also the provider of a mobile application referred to as USTER® MOBILE ALERTS (Uster Mobile Alerts). Uster Mobile Alerts improves the accessibility of Uster Quality Expert by permitting remote access to data generated or collected by Uster Quality Expert via a mobile app (the App). Uster Mobile Alerts is provided to Customer "as is" and free of charge. These Conditions govern the provision and use of Uster Mobile Alerts. They take precedence over any agreement Customer may enter into for obtaining an app related to Uster Mobile Alerts, and are independent of any other agreement Customer may have with Uster.

1. With Customer's activation of Uster Mobile Alerts by uploading a credential file from Uster Quality Expert, these Conditions are binding upon Customer until terminated either by Customer or Uster, which Customer and Uster may do at any time at their discretion with immediate effect by written notice or, on the part of Uster, other appropriate notification to Customer.
2. Customer may use Uster Mobile Alerts as long as these Conditions are binding upon Customer, and Customer is in full compliance with them. Uster Mobile Alerts may be used only for accessing information from the spinning mill systems operated by Customer as intended by Uster. Any use of Uster Mobile Alerts not expressly provided for herein is not permitted. Customer is responsible for any employee and other third party to whom Customer permits the App's use, as it is for itself. Upon termination of these Conditions, Uster Mobile Alerts may no longer be used, and any copy of the App shall be deleted.
3. There is no charge to Customer for using Uster Mobile Alerts. However, any related costs, including any professional services Customer may wish to obtain from Uster in connection with Uster Mobile Alerts, are to be borne by Customer.
4. It is the responsibility of Customer to obtain the App through applicable third party app stores. Uster has no obligation to ensure that the App is available to Customer and remains compatible with the mobile devices Customer uses for the App. Unless permitted by mandatory law, neither the App nor other parts of Uster Mobile Alerts may be reverse engineered, modified, enhanced or used for purposes other than those intended by Uster. These Conditions apply to any version of the App. However, Customer is responsible to keep its versions of the App up to date; old versions may not work.
5. Customer acknowledges and accepts that for Uster Mobile Alerts to work, Customer's spinning mill systems (including related systems) will need to be configured to feed certain information to a cloud system (the Cloud) operated by a third party provider (and its subcontractors) for Uster and acting as a relay for the App. Such Cloud may be located in any country worldwide including in countries without an adequate level of data protection. Customer agrees that Uster does not have to put in place any particular controls, vis-à-vis such provider or verify its technical and organizational measures to protect the data processed by it, and that Customer alone is responsible to ensure that any data protection rights of its employees, contractors and other parties involved are complied by Customer's use of Uster Mobile Alerts.
6. Customer agrees that Uster, to the extent permitted under the applicable laws and regulations, has the right to use any and all information fed into and otherwise processed by Uster Mobile Alerts for its own purposes in good faith, including in particular statistical, research, product and service development, technical support, customer relationship, marketing and sales purposes, provided that Uster shall remove any data reasonably permitting the re-identification of Customer prior to making it generally available.
7. Customer's use of Uster Mobile Alerts is at Customer's own risk and costs. Uster Mobile Alerts is provided on an "as is" basis. Customer shall not rely on Uster Mobile Alerts for any decisions that may have harmful impact. Customer does not provide any warranty whatsoever with regard to Uster Mobile Alerts (always including the App and the Cloud), neither as to its availability, stability, accuracy, security, confidentiality, compliance with law, nor for the correctness, completeness and timeliness of the information accessible through Uster Mobile Alerts, nor as to its fitness for a particular purpose, the absence of errors and other deficiencies or the non-infringement of third party rights. Uster is not obliged to


Email:



5. Reinicie o cliente USTER® QUALITY EXPERT clicando em “Yes”



## Como configurar utilizadores do USTER® *MOBILE ALERTS* em USTER® *QUALITY EXPERT*



El "System Owner" tem de configurar os endereços de e-mail dos utilizadores do USTER® *MOBILE ALERTS* do USTER® LOGIN, introduzindo-os no sistema USTER® *QUALITY EXPERT*

Login name	Preferences	
mobilealertsuser@yourmill.com	Preferences	-
		+

### USTER® LOGIN

Sign in with your social account



or

Sign in with your email address

Email Address

Password

[Forgot your password?](#)

Sign in

or

Don't have an account? [Sign up now](#)


Se os utilizadores ainda não tiverem um endereço de e-mail do USTER® LOGIN, podem facilmente criar uma nova conta

Portanto, podem simplesmente descarregar a aplicação USTER® *MOBILE ALERTS* das lojas de aplicações relevantes e criar uma nova conta na aplicação



Este endereço de e-mail USTER® LOGIN deve ser introduzido no USTER® *QUALITY EXPERT*

## Como personalizar o que cada utilizador do USTER® *MOBILE ALERTS* vê



El "System Owner" pode personalizar para cada USTER® *MOBILE ALERTS* as preferências sobre os alarmes, que o utilizador deve receber

As preferências são geridas no sistema USTER® *QUALITY EXPERT*

A screenshot of the USTER® MOBILE ALERTS users management interface. On the left, there is a sidebar with "System" and "Users" sections. The "Users" section is active, showing "USTER® QUALITY EXPERT users" and "USTER® MOBILE ALERTS users". The main content area is titled "USTER® MOBILE ALERTS users management" and shows a table of "Registered users". The table has columns for "Login name" and "Preferences". The first row shows the login name "mobilealertsuser@yourmill.com" and a "Preferences" button highlighted with a red box. Below the table, there are minus and plus icons for expanding/collapsing rows.

## How to select the operation language of USTER® *MOBILE ALERTS*

Clique no botão "Settings" e escolha a sua língua preferida

A screenshot of the USTER® MOBILE ALERTS Overview screen. The top bar is red with "USTER® MOBILE ALERTS" and "Overview". A settings icon (three horizontal lines) is highlighted with a red box. Below the bar, it says "Unit A ( 6 pending alarms)". There is a grid of eight icons representing different processes: Fine cleaning, Carding, Combing, Drawing 1st, Drawing 2nd, Finisher drawing, Roving, and Ring spinning. A red circle with the number "6" is next to the Roving icon.

A screenshot of the USTER® MOBILE ALERTS Settings screen. The top bar is red with "USTER® MOBILE ALERTS" and "Settings". The "Language" setting is highlighted with a red box and shows "English" with a right arrow. Other settings include "App version" (3.1.0), "Last UQX sync" (22.12.2020 13:05), "User profile" (mobilealerts), "Declaration of Consent", "Privacy policy", and "FAQ". At the bottom, there is a "Notifications" toggle switch which is turned on (green).

## Como encontrar os diagramas no USTER® MOBILE ALERTS

**USTER® MOBILE ALERTS**

Alarm details

Roving

Status: **▲ Active**

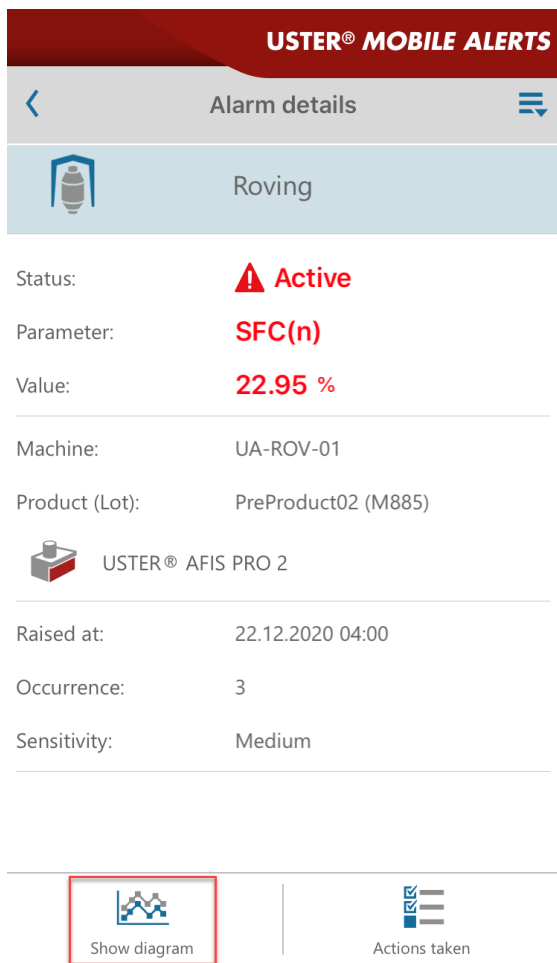
Parameter: **SFC(n)**

Value: **22.95 %**

---

Machine: UA-ROV-01

Product (Lot): PreProduct02 (M885)

 USTER® AFIS PRO 2


---


Raised at: 22.12.2020 04:00

Occurrence: 3

Sensitivity: Medium

---

 Show diagram

 Actions taken

Os utilizadores podem clicar no botão “Show diagram” no diálogo de detalhes de Alarme e verão imediatamente o diagrama correspondente

Assim, os utilizadores beneficiam de mais detalhes sobre o alarme específico