



USTER® EVS FABRIQ SHADE

The fabric shade optimization system

Technical Data

July 2021

USTER® EVS FABRIQ SHADE

The fabric shade optimization system

With dyed fabrics, the main challenge is color consistency from beginning to end and from side to side of a roll as well as between rolls of the same lot. USTER® EVS FABRIQ SHADE monitors shade variation in almost any process where color is critical.

Elements of the USTER® EVS FABRIQ SHADE installation



Basic installation

- 1 Test unit with traversing spectrophotometer
- 2 UEVS Control Unit including touch screen

USTER® EVS FABRIQ SHADE

The fabric shade optimization system

Basic installation

Overall installation

Functions

- Monitors shade variation in almost any process where color is critical
- Moving spectrophotometer measures color consistency from beginning to end and from side to side of a roll as well as between rolls of the same lot
- Offers flexible angle and can be adapted to any horizontal or vertical fabric flow angle
- Shade reference can be selected before or at the end of the inspection
- The system displays a graph comparing the current measurement with the selected shade reference
- Cut planning tool

Included in the delivery

- Test unit
- Traversing spectrophotometer
- UEVS Control Unit including touch screen
- Application software 'album review'

USTER® EVS FABRIQ SHADE

The fabric shade optimization system

Subsystem of the USTER® EVS FABRIQ SHADE:

Test unit (1)	Spectrophotometer	<ul style="list-style-type: none">– Accuracy: 0.1 ΔE– Standard CIE-L*a*b shade measurements or CMC ΔE calculations– Choice of 10 light source standards– Built-in 555 color matching method– Digital shade reference library
	Application range	<ul style="list-style-type: none">– Pieced dyed woven, knitted and warp knitted fabrics– Apparel and home textiles
Installation options	In-line	<ul style="list-style-type: none">– After the dyeing range dryer, at the exit of a finished range as stand-alone system or together with USTER® EVS FABRIQ VISION
	Off-line	<p>As a stand-alone system installed at the following locations:</p> <ul style="list-style-type: none">– Plant's final quality control post– Warehouse's incoming inspection post– Cut & sew mapping before spreading– Integrated with USTER® EVS FABRIQ VISION
UEVS Control Unit (2)	Computer software	<ul style="list-style-type: none">– USTER® EVS FABRIQ SHADE intuitive touch application software– Windows operating system– System pre-configured and locked down– Simple full system update process
	Computer hardware	<ul style="list-style-type: none">– Computer with Intel® processor– 1 internal 500 GB hard drive

USTER® EVS FABRIQ SHADE

The fabric shade optimization system

Application Software for USTER® EVS FABRIQ SHADE

Shade reference	Selection of references	<ul style="list-style-type: none">– A previously inspected roll stored in the roll's digital shade-reference library– During fabric monitoring – selection of the next measurement as a reference– After fabric monitoring – selection of any measured point as a reference
Real-time processing	Real-time displays	<ul style="list-style-type: none">– Real-time graph display– Various predefined thresholds for each graph– Activation of an external alarm upon exceeding one or more thresholds– Seam detector for an automatic recognition of the end of a roll– Output to a marking device (optional)– Real-time monitoring display on any remote PC, which is linked to the system via a LAN– Capable of exporting real-time shade readings to other monitoring systems, generating a closed-loop feedback for automatic correction of off-shade situations can be selected at any stage of the inspection for an immediate report's update
Data analysis	Type of report	<ul style="list-style-type: none">– A flexible report generator, capable of a wide range of quality reports– Separate or combined graphs display of CIE $L^*a^*b^*$ or CMC shade measurements and ΔE, ΔL, Δa, and Δb calculations– Numerous shade readings of every indicated location on the roll– Beginning to end and side-to-side display– Zoom-in on any selected piece of the roll– Relative and absolute scientific values in compliance with standards– User-friendly threshold adjustment
Cut planning	Display and printout of the reports	<ul style="list-style-type: none">– Fixed length – rolls are stored into unified shade groups based on consistent preset roll length– Quality classes defined by the operator – provided there is a change of color along the fabric, the cutting is planned to aim at supplying the longest possible shade consistent-roll– Manual cut planning via the shade graph – cuts and cut-outs are programmed utilizing the shade variation graphs, providing immediate feedback of the cutting plan– Cutting per end user performance specifications (programmed into the system in advance)

USTER® EVS FABRIQ SHADE

The fabric shade optimization system

Graphic output
of results

Diagram

- Delta E:
Shows the overall average shade variation combining values of L, a and b
- Delta L:
Shows the overall lightness or darkness compared to sample and fabric inspected
- Delta a:
Determines the red shade and green shade distinction between the sample and the fabric inspected
- Delta b:
Determines the yellow shade and blue shade distinction between the sample and the fabric inspected
- Delta L-a-b:
For better grouping of fabric it is advisory to also consider lightness, chromaticity and hue, as it may be possible that ΔE is sometimes under the threshold value
- Delta h:
Determines the hue difference between the sample and the fabric inspected
- Delta C:
Determines the saturation and chromaticity difference between the sample and the fabric inspected

Input data,
output of results,
languages, units

Dialog and report languages

English, German, French, Italian, Spanish, Portuguese, Turkish, Hebrew, Polish, Dutch, Czech, Chinese or Japanese can be selected (other languages on request)

Possible units

- Length: foot, yard or meter
- Width: inch or millimeter
- Points per 100: foot, yard or meter
- Speed: ft/min, yd/min or m/min

Selftest

Function check

- Remote support capabilities built-in
- Diagnostic tools with extensive event logging

USTER® EVS FABRIQ SHADE

The fabric shade optimization system

Installation conditions

General ambient conditions	Mill climate	<ul style="list-style-type: none">- The temperature should be maintained below 45° C and the humidity should be kept below 80 % without condensation- The general electronic devices of the system may behave abnormally and usually have higher failure rates above the specified limits
Installation	Electrical connections	Single phase with protective conductor
	Mains voltage range	100 – 240 VAC
	Mains frequency	50/60 Hz
	Power consumption	Maximum 1500 VA
	Place	<ul style="list-style-type: none">- The distances from the USTER® EVS FABRIQ SHADE to mains should not exceed 25 m- The main should be protected by surge suppressers and secured with a circuit breaker
Inspection width	Compressed air connection	<ul style="list-style-type: none">- Air quality: according to ISO 8573.1, class 3- connection:<ul style="list-style-type: none">- Min. pressure at inlet of air filter regulator: 6 bar- Max. pressure at inlet of air filter regulator: 7 bar- Flexible tube 500 cm long + outlet nozzle- Air filter regulator provided by USTER
	Standard	<ul style="list-style-type: none">- 2 100 mm ≈ 2.29 yards

USTER® EVS FABRIQ SHADE

The fabric shade optimization system

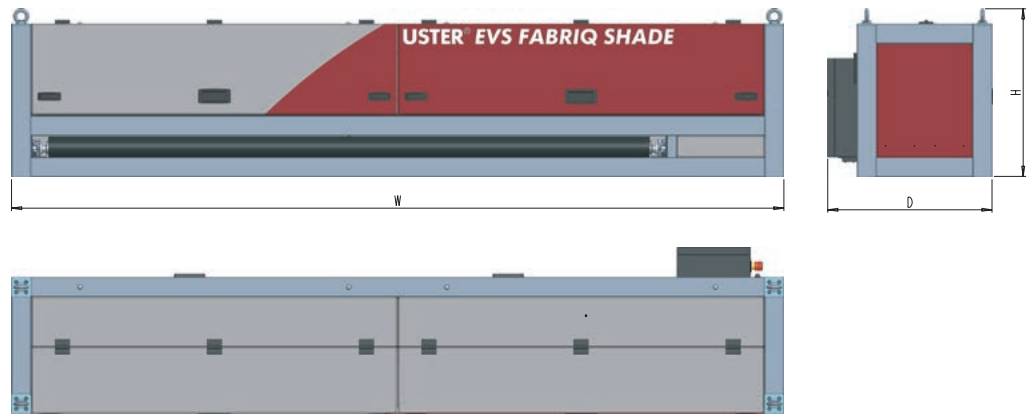
Uninterrupted power supply (UPS)

UPS must be provided by the customer

	UPS Bypass Type	ON-Line or Line-Interactive
	Max. dimensions to store 290x160x130 mm in control unit cabinet	D x W x H
Electrical Input	Nominal Voltage	According to local standards
	Frequency	According to local standards
Output	Nominal Output Voltage	120 VAC or 230 VAC
	Power Capacity	850 VA/480 W
	Voltage regulation	+/-3 %
Enviroment	Safety markings	According to local standard
	Ambient operating temp.	0 to 45 °C
	Relative humidity	0 to 80 %
Connections	Input Connector	IEC C14
	Output Connectors	3x IEC C13

USTER® EVS FABRIQ SHADE
The fabric shade optimization system

FABRIQ SHADE test unit

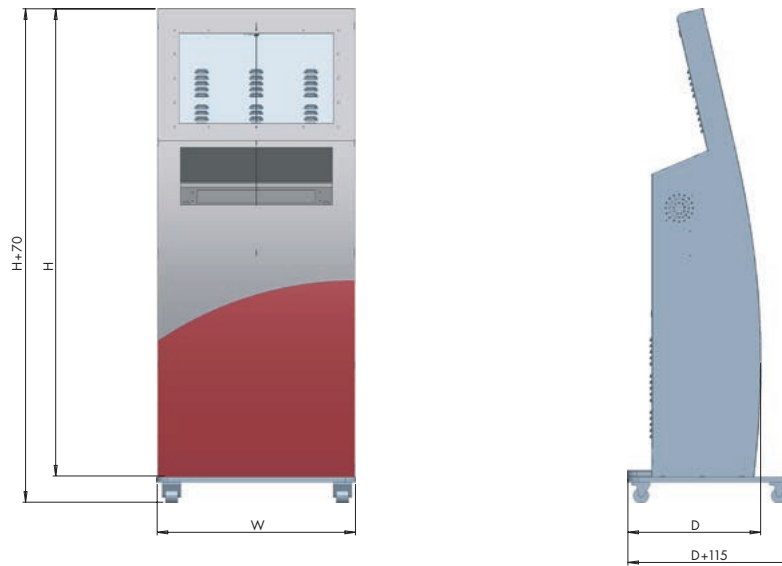


FABRIQ SHADE test unit Dimensions in mm (referring to drawing above)	Inspection width mm	W=width mm	H=height mm	D=depth mm	Weight kg including rollers
	2 300	3 150	684	670	550
	3 500	4 350	684	670	620

FABRIQ SHADE test unit Dimensions in yds (referring to drawing above)	Inspection width yds	W=width yds	H=height yds	D=depth yds	Weight kg including rollers
	2.52	3.45	0.75	0.73	550
	3.83	4.76	0.75	0.73	620

USTER® EVS FABRIQ SHADE
 The fabric shade optimization system

UEVS Control Unit

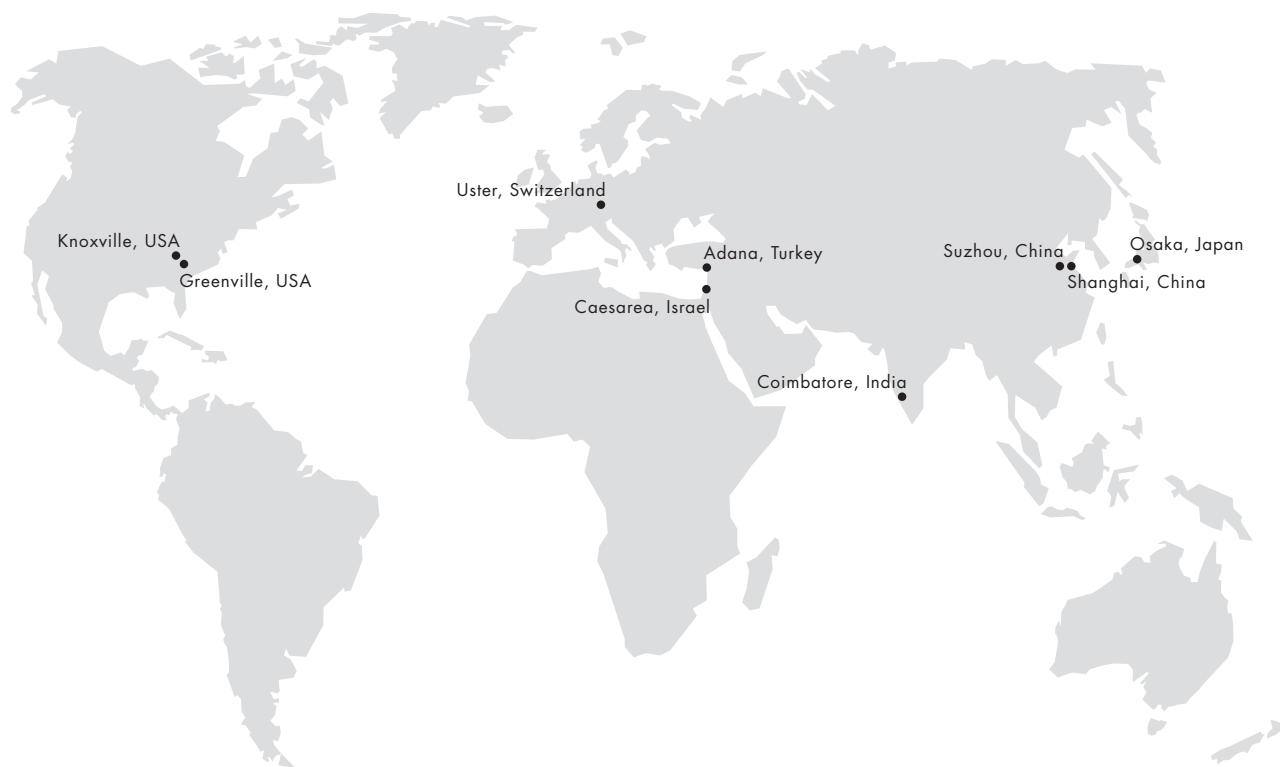


UEVS Control Unit Dimensions in mm (referring to drawing above)	W=width mm	H=height mm	D=depth mm	Weight kg
	650	1550	440	85

UEVS Control Unit Dimensions in yards (referring to drawing above)	W=width yds	H=height yds	D=depth yds	Weight lbs
	0.71	1.7	0.48	187

Uster Technologies has made all possible efforts to ensure that all information is accurate at the time of publication. Hereby it is declared that alterations to the product may be possible at any time. In these cases the information contained in this technical datasheet is subject to change without notice.

July 2021



Uster Technologies AG

Sonnenbergstrasse 10

8610 Uster

Switzerland

T. +41 43 366 36 36

F. +41 43 366 36 37

sales@uster.com

www.uster.com