



USTER® EVS FABRIQ VISION

The fabric quality assurance system

Technical Data

March 2020


USTER® EVS FABRIQ VISION

The fabric quality assurance system

USTER® EVS FABRIQ VISION ensures this is achieved, by using automated control during intermediate and final inspection. The system's ability to capture any visible defects allows fabric yield to be optimized and prevents claims.

Elements

of the USTER® EVS FABRIQ VISION installation



Basic installation

- 1 Test unit with spectroscopes
- 2 UEVS Control Unit including touch screen monitor
- 3 All in one Album review workstation (no illustration)

Options

- 4 All in one Control Unit (no illustration)
- 5 Additional All in one Album review workstation (no illustration)
- 6 Optimized Cut Control with laser pointer (no illustration)
- 7 Infrared marker (no illustration)

USTER® EVS FABRIQ VISION

The fabric quality assurance system

Basic installation

Overall installation	Functions	<ul style="list-style-type: none"> - USTER® EVS FABRIQ VISION visualizes defects onscreen in the user interface - Integrated image acquisition and processing - Real-time integrated image acquisition processing - All defects are detected, categorized, saved and displayed on the operator interface - High-speed detection capabilities - Color (RGB) or black and white (monochrome) image processing - Full color defect image display - Album review cleans and optimizes for final cutting
	Included in the delivery	<ul style="list-style-type: none"> - Test unit with spectrosopes - UEVS Control Unit including touch screen monitor - Illumination unit - Encoder (length meter) - Application software - All in one Album review workstation with software

Subsystem of the USTER® EVS FABRIQ VISION:

Test unit (1)	Application range	<ul style="list-style-type: none"> - Recommended for woven, knitted and warp knitted fabrics - Automotive, technical textiles and medical, home textiles, apparel and composites
Installation options	In-line	<ul style="list-style-type: none"> - After the coating-line, dyeing-line or at the exit of a finished range as stand-alone or together with USTER® EVS FABRIQ SHADE
	Off-line	<p>As a stand-alone system installed at the following locations:</p> <ul style="list-style-type: none"> - Plant's final quality control post - Warehouse's incoming inspection post - Cut & sew mapping before spreading - Integrated with USTER® EVS FABRIQ SHADE
	Illumination	<ul style="list-style-type: none"> - Depending on the characteristics of the defects the system can use either a transmitted or reflective light source, which can differ between the inspection lines
	Inspection width	<ul style="list-style-type: none"> - Inspection width = fabric width + lateral movement of the fabric caused by the fabric flow - Max. fabric inspection widths: <ul style="list-style-type: none"> - 2 250 mm - 3 000 mm - 3 700 mm - 4 400 mm - Max. fabric width for BFA (Broken Filament Analyser) <ul style="list-style-type: none"> - 1 500 mm

USTER® EVS FABRIQ VISION

The fabric quality assurance system

UEVS Control Unit (2)	Computer software	<ul style="list-style-type: none">– USTER® EVS FABRIQ VISION intuitive touch application software– Windows operating system– System pre-configured and locked down– Simple full system update process
	Computer hardware	<ul style="list-style-type: none">– Computer with Intel® processor– 1 internal 500 GB hard drive

Options

All in one Control Unit (4)	Application	Instead of USTER® EVS Control Unit
Additional All in one Album review workstation (5)	Application range	Additional All in one Album review workstation for the application of the album review only
Optimized Cut Control (UEOCC) with laser pointer (6)	Application range	<ul style="list-style-type: none">– After the album review, the defect map is synchronized at the UEOCC, which stops the cutting table automatically at the precise point of the planned cut of defective fabric– The laser pointer indicates the exact position of defects during the cutting table process
Infrared marker (7)	Application range	<ul style="list-style-type: none">– To locate the exact position of defects and cutting points with high accuracy, USTER uses an infrared marker to put invisible marks on the fabric selvage– This is used later in the sync process at the UEOCC, when the infrared sensor detects the invisible marks

USTER® EVS FABRIQ VISION

The fabric quality assurance system

Application Software for USTER® EVS FABRIQ VISION

Reports	Type of report	<ul style="list-style-type: none">– Defect map– Defect images– Defect lists– Defects distribution– Statistical graph– Statistics per section– Defects grading
	Album mode	<ul style="list-style-type: none">– The album contains the history of past roll inspections– Specific roll inspections can be recalled, which allows the user to perform the complete set of actions in offline mode
	Roll list	<ul style="list-style-type: none">– The roll selection window allows to select a roll to work on, export and delete rolls
Coding and Classification	List of codes	<ul style="list-style-type: none">– Alphanumeric codes can be attributed to the defects that are of importance
	Classification	<ul style="list-style-type: none">– The classification module enables the user to define several classes to get automatic classification based on the classes defined– The classification module is used to attain quickly most of the cases of a given defect type or to get an initial base classification
Optimized Cut Control (UEOCC)	Display and printout of the reports	<ul style="list-style-type: none">– The Cut Optimization module allows optimizing for the best quality, ensuring the best yield– It permits to cut out portions of bad quality fabric, defining the best length for each roll– The Cut Optimization is a combination of various permutations and combinations based on the selection of options
Input data, output of results, languages, units system security	Dialog and report languages	English, German, French, Italian, Spanish, Portuguese, Turkish, Hebrew, Polish, Dutch, Czech, Chinese or Japanese can be selected (other languages on request)
	Possible units	<ul style="list-style-type: none">– Length: foot, yard or meter– Width: inch or millimeter– Points per 100: foot, yard or meter– Majors per 100: foot, yard or meter– Speed: ft/min, yd/min or m/min
Selftest	Function check	<ul style="list-style-type: none">– Remote support capabilities built-in– Diagnostic tools with extensive event logging

USTER® EVS FABRIQ VISION

The fabric quality assurance system

Installation conditions

General ambient conditions

Mill climate

- The temperature should be maintained below 45° C and humidity should be kept below 80 % without condensation
- The general electronic devices of the system may behave abnormally and usually have higher failure rates above the specified limits

Installation

Electrical connection

Single phase with protective conductor

Mains voltage range

115 VAC or 230 VAC

Mains frequency

50/60 Hz

Power consumption

Maximum 1 000 VA

Compressed air connection

Not required

USTER® EVS FABRIQ VISION

The fabric quality assurance system

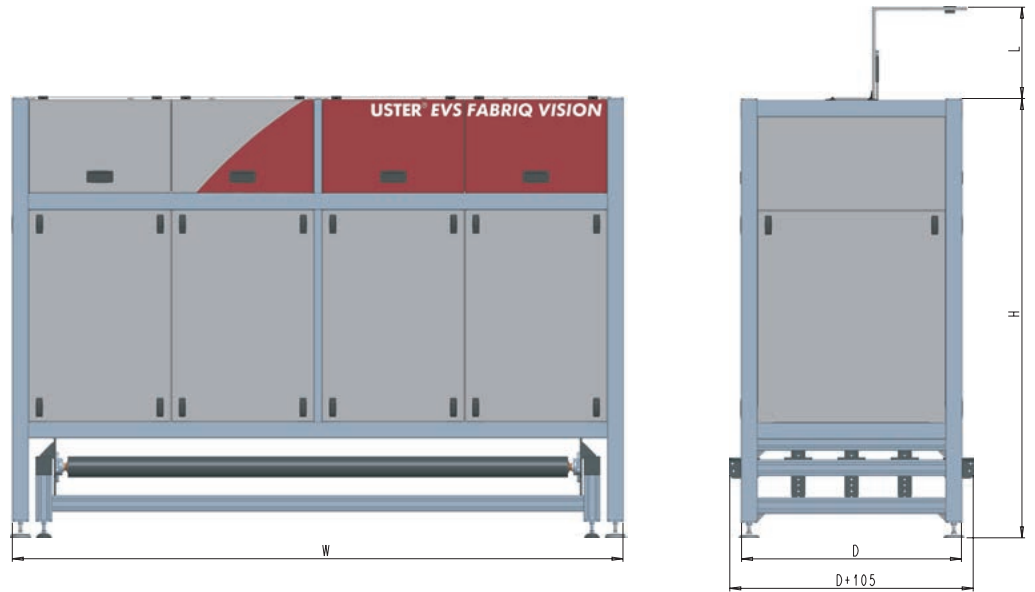
Uninterrupted power supply (UPS)

UPS must be provided by the customer

	UPS Bypass Type	ON-Line or Line-Interactive
	Max. dimensions to store 290x400x130 mm in control unit cabinet	D x W x H
Electrical Input	Nominal Voltage	According to local standards
	Frequency	According to local standards
Output	Nominal Output Voltage	120 VAC or 230 VAC
	Power Capacity	850 VA/480 W
	Voltage regulation	+/-3 %
Enviroment	Safety markings	According to local standard
	Ambient operating temp.	0 to 45 °C
	Relative humidity	0 to 80 %
Connections	Input Connector	IEC C14
	Output Connectors	2x IEC C13

USTER® EVS FABRIQ VISION
The fabric quality assurance system

FABRIQ VISION test unit

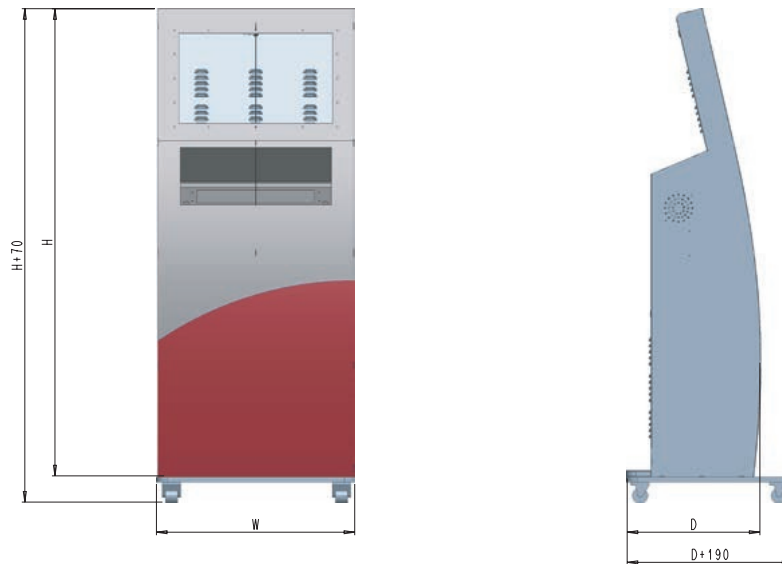


FABRIQ VISION test unit Dimensions in mm (referring to drawing above)	Inspection width mm	W=width mm	H=height mm / Total	D=depth mm	Weight kg (including rollers)	L=Height of lid on top (mm)
BFA 1500	1500	2260	2150 / 2600	800	1100	450
2250	2250	3000	2150 / 2600	680/1080	600	450
3000	3000	3740	2150 / 2600	680/1080	700	450
3700	3700	4440	2150 / 2600	680/1080	800	450
4400	4400	5140	2150 / 2600	680/1080	900	450

FABRIQ VISION test unit Dimensions in yards (referring to drawing above)	Inspection width yds	W=width yds	H=height yds / Total	D=depth yds	Weight kg (including rollers)	L=Height of lid on top (yds)
BFA 1.64	1.64	2.47	2.35 / 2.84	0.88	1100	0.49
2.46	2.46	3.28	2.35 / 2.84	0.74/1.18	600	0.49
3.28	3.28	4.09	2.35 / 2.84	0.74/1.18	700	0.49
4.05	4.05	4.85	2.35 / 2.84	0.74/1.18	800	0.49
4.81	4.81	5.62	2.35 / 2.84	0.74/1.18	900	0.49

USTER® EVS FABRIQ VISION
The fabric quality assurance system

UEVS Control Unit



UEVS Control Unit Dimensions in mm (referring to drawing above)	W=width mm	H=height mm	D=depth mm	Weight kg
	190	171	399	100

UEVS Control Unit Dimensions in yards (referring to drawing above)	W=width yds	H=height yds	D=depth yds	Weight kg
	0.21	0.19	0.44	100

Uster Technologies has made all possible efforts to ensure that all information is accurate at the time of publication. Hereby it is declared that alterations to the product may be possible at any time. In these cases the information contained in this technical datasheet is subject to change without notice.

March 2020



Uster Technologies AG

Sonnenbergstrasse 10

8610 Uster

Switzerland

T. +41 43 366 36 36

F. +41 43 366 36 37

sales@uster.com

www.uster.com